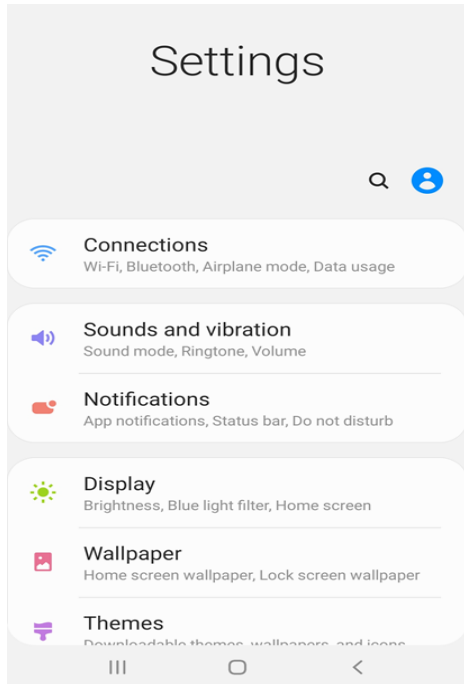
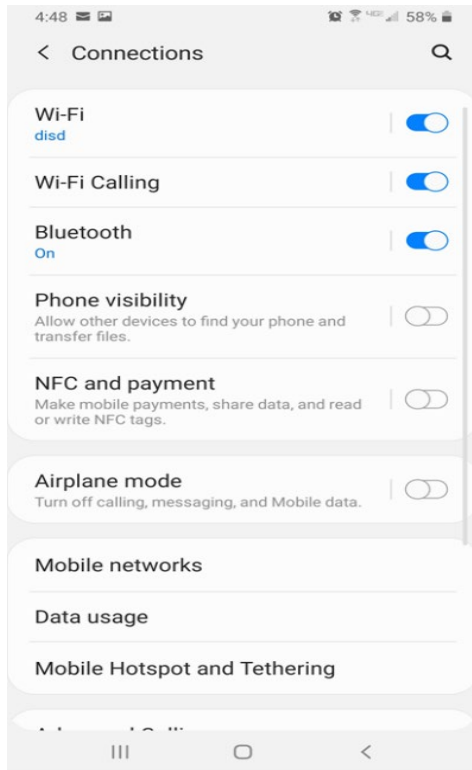


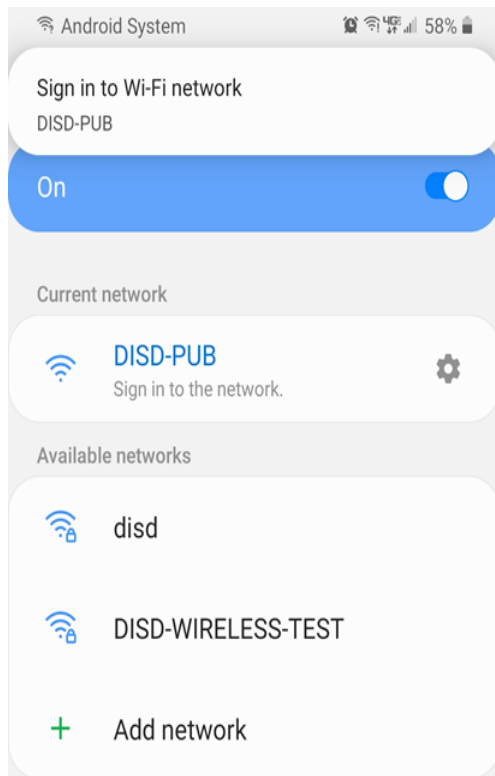
Press the **Home** button, and then press the **Apps** button. Navigate to **Settings**.



Under “Connections” make sure "Wi-Fi" is turned on, then press **Wi-Fi**.



Locate the DISD- PUB Wifi .



Press the Wi-Fi network name that you want to connect to "DISD-PUB".

Read & Accept our Acceptable Use Policy

Acceptable Use Policy x +

tech-ise-psn01.dentonisd.org:8443/portal/PortalSetup.action?portal=90774bc0-3f58-11e9-9c5b-eebe525f16f5&sessionId=0f10010a0209f

Apps Managed bookmarks

DENTON
INDEPENDENT SCHOOL DISTRICT

Welcome to the Denton Independent School District Guest Wireless Access

Acceptable Use Policy
Please read the Acceptable Use Policy.

Denton ISD's WiFi Warning and Disclaimer Denton ISD provides free courtesy guest wireless with Internet access for its guests and visitors. As the configuration of each manufacturer's device is unique, please refer to your documentation for connection instructions. The district's employees are not responsible for assisting you in making any changes to your devices. The courtesy guest wireless network, DISD-PUB, is for your convenience and is provided as: USE AT YOUR OWN RISK. It is available to guests and visitors of Denton ISD, and SHOULD NOT BE CONSIDERED SECURE. The DISD-PUB guest wireless network is provided as is, without guarantee of service or support. Under NO circumstances will the district guarantee service, privacy or security of your data or communications while using the DISD-PUB guest wireless network. By using the guest wireless network, you acknowledge and knowingly accept the potentially serious risks of accessing the Internet over the guest wireless network. It is recommended that users take steps to protect their own computer system, such as installing current anti-virus software and maintaining appropriate firewall protection. For further information on how to protect your computers, consult a security professional. END USERS

Accept Decline